



HOSHIZAKI


Code:

075T.11110H.ED

Touch Screen Undercounter Type Dishwasher
Model:

HW-320B-S PDRT



MAIN FEATURES

- * Userfriendly touch screen panel
- * Easy to follow washing steps with dynamic and coloured screen
- * Stainless steel body including washing and boiler tank.
- * Hygienic washing tank.
- * 35/27/23/20/18 racks per hour (Rack dimensions 50X50 cm)
- * 2.3 lt water consumption per cycle
- * On-screen easy-to-failure status monitoring
- * Digital Pressure switch for washing tank
- * Adjustable detergent / Rinse aid time from screen panel
- * Non-returned - check valve system
- * Saves energy, detergent and water
- * Easy start-up: Single button for water filling and heating in the boiler tank.
- * Adjustable feet for height optimization
- * The dishwasher is completely sealed to guarantee IPX5 water protection
- * Electrical components and cabling according to international standards and safety regulations
- * Washing and rinsing temperatures thermo-stop controlled.
- * Touch screen for temperatures and error displays.
- * Washing temperature at 55-60°C (water supply at a minimum of 2 bar and 50°C)
- * Rinsing temperature at 80-85°C (water supply at a minimum of 2 bar and 50°C)

OPTIONS

ACCESSORIES

- * Electrical Connection Cable, Flexible Water Supply and Drain Hose
- * 3 Baskets Promotional (Plate,Glass, and Cutlery)
- * Detergent Dispenser
- * Rinse Aid Dispenser
- * Drain Pump
- * Rinsing Pump

STANDARDS

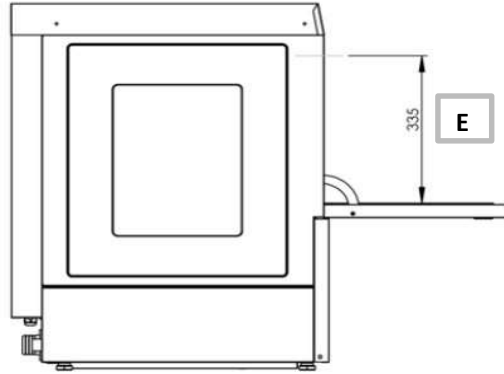
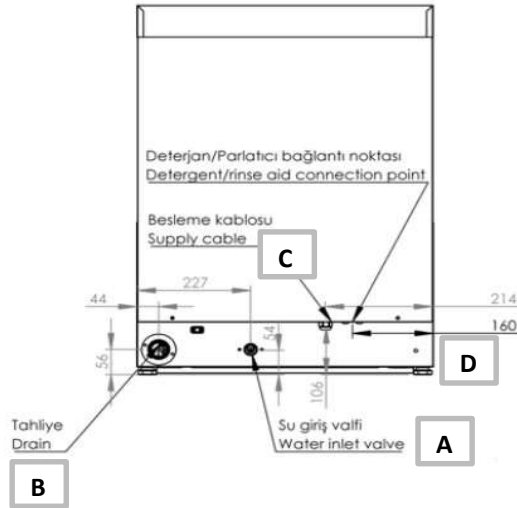
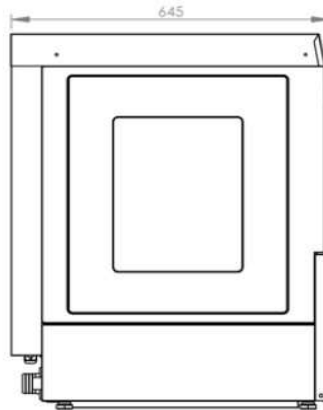
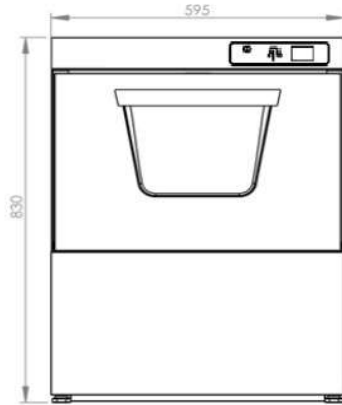
- * EN 60335-1 European Standard relating to safety of household and similar electrical appliances
- * EN 60335-2-58 European Standard relating to the safety of electric appliances

Code:

075T.11110H.ED

Touch Screen Undercounter Type Dishwasher**Model:**

HW-320B-S PDRT



A	Water inlet
B	Water drain
C	Power supply
D	Earthing
E	Loading height

DIMENSIONS (Net)

* Width (mm):	595
* Depth (mm):	645
* Height (mm):	830
* Weight (kg):	70 (+/- 5)

DIMENSIONS (Shipping)

* Width (mm):	700
* Depth (mm):	750
* Height (mm):	1000
* Weight (kg):	120
* Volume (m³):	0,53

TECHNICAL SPECIFICATIONS

* Washing Capacity (Basket/hr):	35/27/23/20/18
* Washing Tank Capacity:	28 lt
* Boiler Tank Capacity:	6 lt
* Washing Pump Power:	0,66 kW
* Rinsing Pump Power:	0,25 kW
* Washing Heat power:	1,8 kW (220 V) 2,2 kW (240 V)
* Rinsing Heat power:	4,57 kW (220 V) 5,44 kW (240 V)
* Max. Noise:	70 dBA
* Loading Height:	335 mm

* Electric consumption:	5,23 Kw 220 V 60 Hz 6,1 Kw 240 V 60 Hz
-------------------------	---

WATER-IN

* Cold water inlet:	3/4 inch
* Hot Water Inlet:	3/4 inch
* Water inlet pressure	2-4 Bar

DRAIN

* Dirty water discharge connection:	3/4 inch (Ø28 mm)
Protection class:	IPX5